

# Cub Scout Den Meeting Outline

Month: **August**

Week: **4**

Point of the Scout Law: **Clean**

	Tiger	Wolf	Bear	Webelos	Arrow of Light
Before the Meeting	Gather materials for gathering and other activities, games and have home assignments (if any) ready.	Gather materials for gathering and other activities, games and have home assignments (if any) ready.	Gather materials for gathering and other activities, games and have home assignments (if any) ready.	Gather materials for gathering and other activities, games and have home assignments (if any) ready.	Gather materials for gathering and other activities, games and have home assignments (if any) ready.
Gathering	Hidden Pictures: Bike Race				
Opening	A Good Sport Is Opening				
Games	Backwards Line Race; Bat the Balloon Relay; Tennis Ball Soccer				
Business items/Take home	None	None	None	None	None
Closing	Thankful for Sports Closing				
After the meeting					

**Materials:**

Gathering: copies of Hidden Pictures, pencils

Opening: flag

Games: masking tape, inflated balloons, rulers, cones, tennis balls

Closing: None

Home assignments: None

**Copies:**

Hidden Pictures: Bike Race

Advancement:

Tiger - None

Wolf – None

Bear – None

Webelos – None

Arrow of Light – None

## Bike Race

By R. Michael Palan



In this big picture, find the mitten, comb, ice-cream bar, crown, ladder, slice of pizza, golf club, book, tack, sock, pencil, nail, needle, and spatula.

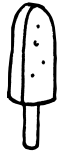
Can you find these  
**Hidden Pictures®**




mitten



comb



ice-cream bar




ladder



crown




golf club



slice of pizza



sock



book




tack



nail



needle



pencil



spatula

# A Good Sport Is... Opening

**Materials:**

Flag

**Cubmaster:**

You hear a lot of talk about being a good sport, but what does it mean?

A good sport learns the rules so they won't break them.

A good sport competes with all of their heart, striving to win over their competitors. If he or she does win, they don't act smug, but instead compliment the losers for the good job they did.

If a good sport loses, they accept the fact and try to figure out why. Maybe they can win the next time.

A good sport accepts defeat, congratulates the winners, learns how they can improve, and determine to do better the next time.

Let's show courtesy and respect every time we play games with each other.

Join me in the Pledge of Allegiance and the Scout Oath.



# Backwards Line Race

**Materials:**

Masking tape for starting line

**Instructions:**

1. Divide Cub Scouts into teams of 3 players each.
2. The end two players on each team face backwards, while the middle player faces forward, all locking elbows.
3. On “go,” each three person team runs to a turn line, swings around and runs back to the start line.
4. The first 3-player team finishing that’s still together wins.



## Bat the Balloon Relay

### Materials:

2 inflated balloons – different colors

Rulers – 1 for each of the two teams

Masking tape – for marking the starting line



### Directions

1. Divide Cub Scouts into two teams.
2. The two teams line up at one end of the room. One team receives one colored balloon. The other team receives the other color balloon. Each team also receives a ruler.
3. Using only one hand, the first player in each team must bat the balloon to the other end of the room, around a chair and back to the starting line. The ruler is handed off to the next player and that 2<sup>nd</sup> player now bats the balloon while running to the other end of the room, around a chair and back to the starting line.
4. Players continue the relay until one team finishes.

# Tennis Ball Soccer



## Materials:

Cones (4 for two teams)  
Tennis ball (1 for two teams)  
Masking tape (for lines)

## Setup:

A rectangular “field” that can be indoors or outdoors. Mark the boundary lines and use cones to mark the sides of the goal.

## Instructions:

1. Divide Cub Scouts into an even number of teams – preferably with fewer than 11 members on a team.
2. Have the team choose who will be their goalie and determine which side of the field each goalie will be on – that will also decide which direction each team will be trying to kick the tennis ball.
3. Tennis ball soccer is played much like regular soccer with the same objective of kicking the ball into the goal, with the opposing team trying to keep the team from scoring.
4. Start the game with a kick-off and watch for fouls (players getting kicked, tripped, hit, pushed, etc and touching the ball).
5. The only thing we do not do in Tennis Ball Soccer is use our head to move the ball.
6. The game can last as long as there is time available.

## Variation:

Using 3 or 4 more cones set up a line of cones in the middle of the field and have the Cub Scouts have to kick the ball around the cones before they can make a goal. This makes the game a little more challenging.

## Thankful for Sports Closing

All Cub Scouts and leaders stand in a circle.

**Cubmaster:**

We are thankful for the world we live in. We are thankful for its beauty. We are thankful for our bodies and for the good health that we have. We are thankful for our healthy bodies and fun times to share with friends. Help us as we learn to play new games that we can follow the rules and remember to be and do our best.

